





































































6 100m Individual Medley Women Final

























Official

























Total























Rank	Competitor	Age	Club	RT	PTS	Result
1	 Waihua Bro...	12	 Central Ha...			1:03.02 Entry: 1:21.35 -18.33
	25m: 16.14		50m: 1:22.73 (1:06.59)			
	75m: 1:03.02		100m:			
2	 Hurley Kate	17	 Pirates Swi...	0.70		1:05.99 Entry: 1:06.17 -0.18
	25m: 14.22		50m: 32.26 (18.04)			
	75m: 50.31 (18.05)		100m: 1:05.99 (15.68)			
3	 Franklin Pa...	17	 Central Ha...	0.68		1:06.75 Entry: 1:07.17 -0.42
	25m: 13.91		50m: 31.26 (17.35)			
	75m: 50.59 (19.33)		100m: 1:06.75 (16.16)			
4	 Skidmore E...	18	 Trojans Swi...	0.76		1:07.92 Entry: 1:08.53 -0.61
	25m: 13.88		50m: 31.13 (17.25)			
	75m: 51.76 (20.63)		100m: 1:07.92 (16.16)			
5	 Stewart Lola	14	 Enterprise ...	4.30		1:08.21 Entry: 1:10.31 -2.10
	25m: 14.06		50m: 32.30 (18.24)			
	75m: 52.32 (20.02)		100m: 1:08.21 (15.89)			
6	 Botes Scarl...	15	 Napier Aqu...	0.80		1:08.73 Entry: 1:08.53 +0.20
	25m: 13.70		50m: 31.35 (17.65)			
	75m: 52.47 (21.12)		100m: 1:08.73 (16.26)			
7	 Sasamoto ...	17	 Enterprise ...	0.68		1:09.56 Entry: 1:09.57 -0.01
	25m: 14.54		50m: 31.61 (17.07)			
	75m: 53.14 (21.53)		100m: 1:09.56 (16.42)			
8	 Henare Kaia	16	 Heretaunga...	0.69		1:09.73 Entry: 1:09.92 -0.19
	25m: 13.86		50m: 31.83 (17.97)			
	75m: 52.49 (20.66)		100m: 1:09.73 (17.24)			
9	 Newman T...	15	 Enterprise ...	0.72		1:09.95 Entry: 1:11.50 -1.55
	25m: 13.54		50m: 30.92 (17.38)			
	75m: 52.99 (22.07)		100m: 1:09.95 (16.96)			
10	 Skidmore ...	15	 Trojans Swi...	0.60		1:10.51 Entry: 1:10.97 -0.46
	25m: 14.64		50m: 32.02 (17.38)			
	75m: 53.88 (21.86)		100m: 1:10.51 (16.63)			

11	 Sorenson ...	15	 SwimZone ...	0.72	1:10.63 -0.80 Entry: 1:11.43
	25m: 14.27		50m: 32.87 (18.60)		
	75m: 53.68 (20.81)		100m: 1:10.63 (16.95)		
12	 Percy Sadie	14	 Pirates Swi...	0.79	1:10.88 -0.56 Entry: 1:11.44
	25m: 14.71		50m: 33.82 (19.11)		
	75m: 54.64 (20.82)		100m: 1:10.88 (16.24)		
13	 Fisher Jaim...	27	 Enterprise ...	0.65	1:10.98 +0.30 Entry: 1:10.68
	25m: 15.39		50m: 33.47 (18.08)		
	75m: 54.73 (21.26)		100m: 1:10.98 (16.25)		
14	 Foerster Lo...	16	 Greendale ...	0.67	1:12.24 +0.91 Entry: 1:11.33
	25m: 14.67		50m: 33.67 (19.00)		
	75m: 55.58 (21.91)		100m: 1:12.24 (16.66)		
15	 McCutcheo...	14	 Central Ha...	0.53	1:12.83 -0.06 Entry: 1:12.89
	25m: 15.01		50m: 33.05 (18.04)		
	75m: 55.68 (22.63)		100m: 1:12.83 (17.15)		
16	 Walling Po...	17	 Heretaunga...	0.75	1:13.21 +1.41 Entry: 1:11.80
	25m: 15.16		50m: 33.74 (18.58)		
	75m: 55.33 (21.59)		100m: 1:13.21 (17.88)		
17	 Dorricott R...	13	 Whanganui...	0.85	1:13.35 -0.33 Entry: 1:13.68
	25m: 15.75		50m: 34.23 (18.48)		
	75m: 56.55 (22.32)		100m: 1:13.35 (16.80)		
18	 Rudge Zya...	15	 Enterprise ...	0.72	1:13.73 +1.04 Entry: 1:12.69
	25m: 14.48		50m: 32.10 (17.62)		
	75m: 56.61 (24.51)		100m: 1:13.73 (17.12)		
19	 Willoughby ...	15	 Comet Swi...	0.64	1:13.74 +0.79 Entry: 1:12.95
	25m: 14.80		50m: 33.72 (18.92)		
	75m: 56.17 (22.45)		100m: 1:13.74 (17.57)		
20	 Ennor Zoe	18	 Heretaunga...	0.71	1:13.78 -0.05 Entry: 1:13.83
	25m: 15.24		50m: 32.94 (17.70)		
	75m: 56.01 (23.07)		100m: 1:13.78 (17.77)		
21	 Harper Ma...	13	 Trojans Swi...	0.60	1:13.94 -1.19 Entry: 1:15.13
	25m: 15.85		50m: 33.98 (18.13)		
	75m: 57.05 (23.07)		100m: 1:13.94 (16.89)		
22	 Marsden Ti...	17	 Heretaunga...	0.69	1:14.61 +1.39 Entry: 1:13.22
	25m: 14.43		50m: 33.04 (18.61)		
	75m: 56.47 (23.43)		100m: 1:14.61 (18.14)		

23	 Fritchley Ella	13	 Heretaunga...	0.47	1:14.69 Entry: 1:14.07 +0.62
	25m: 14.63		50m: 33.28 (18.65)		
	75m: 57.54 (24.26)		100m: 1:14.69 (17.15)		
24	 Williams Br...	12	 Enterprise ...	0.51	1:15.80 Entry: 1:19.10 -3.30
	25m: 14.81		50m: 33.88 (19.07)		
	75m: 58.21 (24.33)		100m: 1:15.80 (17.59)		
25	 Martin Ruby	12	 Enterprise ...	0.79	1:15.81 Entry: 1:17.79 -1.98
	25m: 15.78		50m: 34.72 (18.94)		
	75m: 58.21 (23.49)		100m: 1:15.81 (17.60)		
26	 Keepa Zoe	13	 Comet Swi...	0.56	1:16.47 Entry: 1:15.82 +0.65
	25m: 15.13		50m: 34.31 (19.18)		
	75m: 58.25 (23.94)		100m: 1:16.47 (18.22)		
27	 PorterSmyt...	13	 Comet Swi...	0.65	1:16.55 Entry: 1:17.48 -0.93
	25m: 15.41		50m: 35.14 (19.73)		
	75m: 58.43 (23.29)		100m: 1:16.55 (18.12)		
28	 Lawrence ...	15	 Heretaunga...	0.74	1:16.77 Entry: 1:17.56 -0.79
	25m: 15.24		50m: 35.72 (20.48)		
	75m: 58.37 (22.65)		100m: 1:16.77 (18.40)		
29	 Donnelly E...	15	 Greendale ...	0.76	1:16.83 Entry: 1:14.90 +1.93
	25m: 15.31		50m: 33.93 (18.62)		
	75m: 57.91 (23.98)		100m: 1:16.83 (18.92)		
30	 McEntee K...	14	 Heretaunga...	0.74	1:17.11 Entry: 1:18.20 -1.09
	25m: 15.14		50m: 34.62 (19.48)		
	75m: 57.94 (23.32)		100m: 1:17.11 (19.17)		
31	 Phelps Sop...	13	 Enterprise ...	0.61	1:17.65 Entry: 1:19.89 -2.24
	25m: 15.68		50m: 34.94 (19.26)		
	75m: 59.07 (24.13)		100m: 1:17.65 (18.58)		
32	 Gruiters Ca...	13	 Trojans Swi...		1:17.70 Entry: 1:17.68 +0.02
	25m: 15.45		50m: 34.85 (19.40)		
	75m: 58.93 (24.08)		100m: 1:17.70 (18.77)		
33	 Miller Kaylee	14	 Ice Breaker...	0.63	1:18.12 Entry: 1:18.03 +0.09
	25m: 15.42		50m: 35.82 (20.40)		
	75m: 1:00.02 (24.20)		100m: 1:18.12 (18.10)		
34	 Gollan Elea...	14	 Pirates Swi...	0.75	1:18.58 Entry: 1:17.93 +0.65
	25m: 16.29		50m: 36.81 (20.52)		
	75m: 1:00.54 (23.73)		100m: 1:18.58 (18.04)		

35	 Mananes E...	14	 Central Ha...	0.74	1:18.74 Entry: 1:17.41 +1.33
	25m: 15.45		50m: 35.79 (20.34)		
	75m: 1:00.06 (24.27)		100m: 1:18.74 (18.68)		
36	 Heberley M...	12	 Heretaunga...	0.61	1:18.76 Entry: 1:19.38 -0.62
	25m: 15.94		50m: 35.72 (19.78)		
	75m: 59.89 (24.17)		100m: 1:18.76 (18.87)		
37	 Barclay Bella	14	 Enterprise ...	0.78	1:20.28 Entry: 1:22.98 -2.70
	25m: 15.26		50m: 35.05 (19.79)		
	75m: 1:00.89 (25.84)		100m: 1:20.28 (19.39)		
38	 Knofflock A...	12	 Heretaunga...	0.66	1:20.59 Entry: 1:21.28 -0.69
	25m: 15.87		50m: 35.99 (20.12)		
	75m: 1:01.28 (25.29)		100m: 1:20.59 (19.31)		
39	 Franklin Br...	15	 Central Ha...	0.72	1:20.67 Entry: 1:18.90 +1.77
	25m: 15.61		50m: 35.69 (20.08)		
	75m: 1:00.98 (25.29)		100m: 1:20.67 (19.69)		
40	 Norman Es...	12	 Ice Breaker...	0.76	1:21.55 Entry: 1:21.24 +0.31
	25m: 16.15		50m: 37.21 (21.06)		
	75m: 1:02.68 (25.47)		100m: 1:21.55 (18.87)		
41	 Barnes Sop...	12	 Central Ha...		1:22.35 Entry: 1:24.64 -2.29
	25m: 16.59		50m: 37.66 (21.07)		
	75m: 1:03.48 (25.82)		100m: 1:22.35 (18.87)		
42	 Henricksen...	12	 Palmerston...	0.78	1:22.37 Entry: 1:24.29 -1.92
	25m: 18.05		50m: 39.42 (21.37)		
	75m: 1:04.11 (24.69)		100m: 1:22.37 (18.26)		
43	 Davies Aryah	12	 Heretaunga...	0.76	1:22.54 Entry: 1:22.47 +0.07
	25m: 16.38		50m: 36.37 (19.99)		
	75m: 1:02.51 (26.14)		100m: 1:22.54 (20.03)		
44	 Stuttle Grace	13	 Heretaunga...	0.58	1:23.06 Entry: 1:23.48 -0.42
	25m: 16.81		50m: 37.29 (20.48)		
	75m: 1:04.51 (27.22)		100m: 1:23.06 (18.55)		
45	 Williams Al...	12	 Enterprise ...	0.72	1:23.30 Entry: 1:22.91 +0.39
	25m: 16.99		50m: 38.27 (21.28)		
	75m: 1:03.41 (25.14)		100m: 1:23.30 (19.89)		
46	 Bennetts S...	11	 Whanganui...	0.73	1:23.89 Entry: 1:24.59 -0.70
	25m: 16.56		50m: 38.20 (21.64)		
	75m: 1:04.39 (26.19)		100m: 1:23.89 (19.50)		

47	 Rasmusse...	14	 Napier Aqu...	0.71	1:24.24 Entry: 1:23.04 +1.20
	25m: 17.58		50m: 39.25 (21.67)		
	75m: 1:04.12 (24.87)		100m: 1:24.24 (20.12)		
48	 Neill Payton	14	 Heretaunga...	0.57	1:24.49 Entry: 1:22.31 +2.18
	25m: 17.25		50m: 38.52 (21.27)		
	75m: 1:04.71 (26.19)		100m: 1:24.49 (19.78)		
49	 Caviale-Del...	13	 Trojans Swi...	0.66	1:26.16 Entry: 1:25.31 +0.85
	25m: 16.30		50m: 37.80 (21.50)		
	75m: 1:04.59 (26.79)		100m: 1:26.16 (21.57)		
50	 Dear Tylar	11	 Enterprise ...	0.61	1:26.65 Entry: 1:28.89 -2.24
	25m: 17.45		50m: 39.62 (22.17)		
	75m: 1:06.62 (27.00)		100m: 1:26.65 (20.03)		
51	 Burns Pippa	11	 Greendale ...	0.67	1:28.27 Entry: 1:27.01 +1.26
	25m: 17.53		50m: 39.98 (22.45)		
	75m: 1:07.83 (27.85)		100m: 1:28.27 (20.44)		
52	 Wilson-Win...	10	 Whanganui...	0.72	1:29.09 Entry: 1:28.12 +0.97
	25m: 18.59		50m: 40.19 (21.60)		
	75m: 1:08.33 (28.14)		100m: 1:29.09 (20.76)		
53	 Terry Mead...	11	 Napier Aqu...	0.72	1:29.54 Entry: 1:29.59 -0.05
	25m: 20.05		50m: 41.18 (21.13)		
	75m: 1:09.85 (28.67)		100m: 1:29.54 (19.69)		
54	 O'Connor ...	11	 Greendale ...		1:30.08 Entry: 1:31.02 -0.94
	25m: 18.41		50m: 40.97 (22.56)		
	75m: 1:09.43 (28.46)		100m: 1:30.08 (20.65)		
55	 Paki Maia	10	 Whanganui...	0.62	1:30.83 Entry: 1:33.91 -3.08
	25m: 19.04		50m: 42.69 (23.65)		
	75m: 1:10.60 (27.91)		100m: 1:30.83 (20.23)		
56	 Scott Avis	11	 Central Ha...		1:31.24 Entry: 1:33.47 -2.23
	25m: 1:11.78		50m: 43.86		
	75m:		100m: 1:31.24 (1:31.24)		
57	 O'Connell L...	11	 Napier Aqu...	0.79	1:31.51 Entry: 1:31.17 +0.34
	25m: 18.62		50m: 40.91 (22.29)		
	75m: 1:12.02 (31.11)		100m: 1:31.51 (19.49)		
58	 Plowman S...	11	 Heretaunga...	0.87	1:34.90 Entry: 1:35.94 -1.04
	25m: 21.09		50m: 44.50 (23.41)		
	75m: 1:13.25 (28.75)		100m: 1:34.90 (21.65)		

59	 Timms Rylee	11	 Napier Aqu...		1:35.98 Entry: 1:32.29 +3.69
	25m: 19.71		50m: 43.44 (23.73)		
	75m: 1:14.85 (31.41)		100m: 1:35.98 (21.13)		
60	 Blunsdon L...	11	 Greendale ...	0.77	1:36.32 Entry: 1:34.40 +1.92
	25m: 19.70		50m: 43.73 (24.03)		
	75m: 1:14.04 (30.31)		100m: 1:36.32 (22.28)		
61	 Greer Heidi	10	 Napier Aqu...		1:36.75 Entry: 1:36.12 +0.63
	25m: 18.68		50m: 42.10 (23.42)		
	75m: 1:14.20 (32.10)		100m: 1:36.75 (22.55)		
62	 Svensson I...	10	 Trojans Swi...		1:39.33 Entry: 1:36.67 +2.66
	25m: 20.63		50m: 45.33 (24.70)		
	75m: 1:16.03 (30.70)		100m: 1:39.33 (23.30)		
63	 Wedd Han...	10	 Trojans Swi...		1:39.62 Entry: 1:38.68 +0.94
	25m: 23.89		50m: 48.13 (24.24)		
	75m: 1:18.16 (30.03)		100m: 1:39.62 (21.46)		
64	 Thorpe Mai...	9	 Enterprise ...	0.57	1:39.88 Entry: 1:40.37 -0.49
	25m: 23.27		50m: 50.01 (26.74)		
	75m: 1:18.99 (28.98)		100m: 1:39.88 (20.89)		
65	 McPhail Ch...	9	 Enterprise ...		1:40.64 Entry: 1:39.10 +1.54
	25m: 19.55		50m: 46.58 (27.03)		
	75m: 1:17.60 (31.02)		100m: 1:40.64 (23.04)		
66	 Dear Payton	9	 Enterprise ...	0.66	1:48.86 Entry: 1:46.13 +2.73
	25m: 23.56		50m: 50.24 (26.68)		
	75m: 1:24.84 (34.60)		100m: 1:48.86 (24.02)		
67	 Timms Tayla	9	 Napier Aqu...		2:03.44 Entry: 2:02.69 +0.75
	25m: 27.80		50m: 1:01.20 (33.40)		
	75m: 1:35.31 (34.11)		100m: 2:03.44 (28.13)		
-	 Bennetts H...	9	 Whanganui...		DSQ
-	 Sherwin Oli...	15	 Kiwi West A...		DNS